



# How is TROMjaro different from Manjaro Linux?

[Here](#) are several changes that are unique to [TROMjaro](#)

## 1. Layout Switcher

We have built a Layout Switcher for XFCE, that allows anyone to quickly switch between 6 different layouts.

[TROMjaro Layout Switcher](#)

## 2. Theme Switcher

We have built our own Theme Switcher for XFCE: 10 accent colors, light/dark variants. Unlike any theme switcher that we are aware of, this one is able to apply our TROMjaro themes to pretty much all of the Linux apps out there (QT, GTK, GTK + Libadwaita, Flatpaks). And work properly with them.

[TROMjaro Theme Switcher](#)

## 3. Themes and Icons

We've applied the same fixes for the entire XFCE desktop for themes and icons - meaning, when you select a theme and an icon set, it will apply across multiple types of packages, unlike pretty much any distro out there.

[TROMjaro Themes and Icons](#) [TROMjaro Making the Terminal super cool](#) `<html> <br/> <iframe title="Testing the fix for XFCE theming" src="https://videos.trom.tf/videos/embed/cd60505e-541a-47d6-bde4-1bf82e89c300" allowfullscreen="" sandbox="allow-same-origin allow-scripts`

allow-popups" width="560" height="315" frameborder="0"></iframe> </html> <html> <iframe title="TROMjaro Test: make it look like Mint or MacOS" src="https://videos.trom.tf/videos/embed/acd56e68-22ab-4ce6-802d-d7462144bd35" allowfullscreen="" sandbox="allow-same-origin allow-scripts allow-popups" width="560" height="315" frameborder="0"></iframe> </html>

## 4. Chaotic-AUR Repository

We have integrated and enabled the [Chaotic-AUR](#) repository.

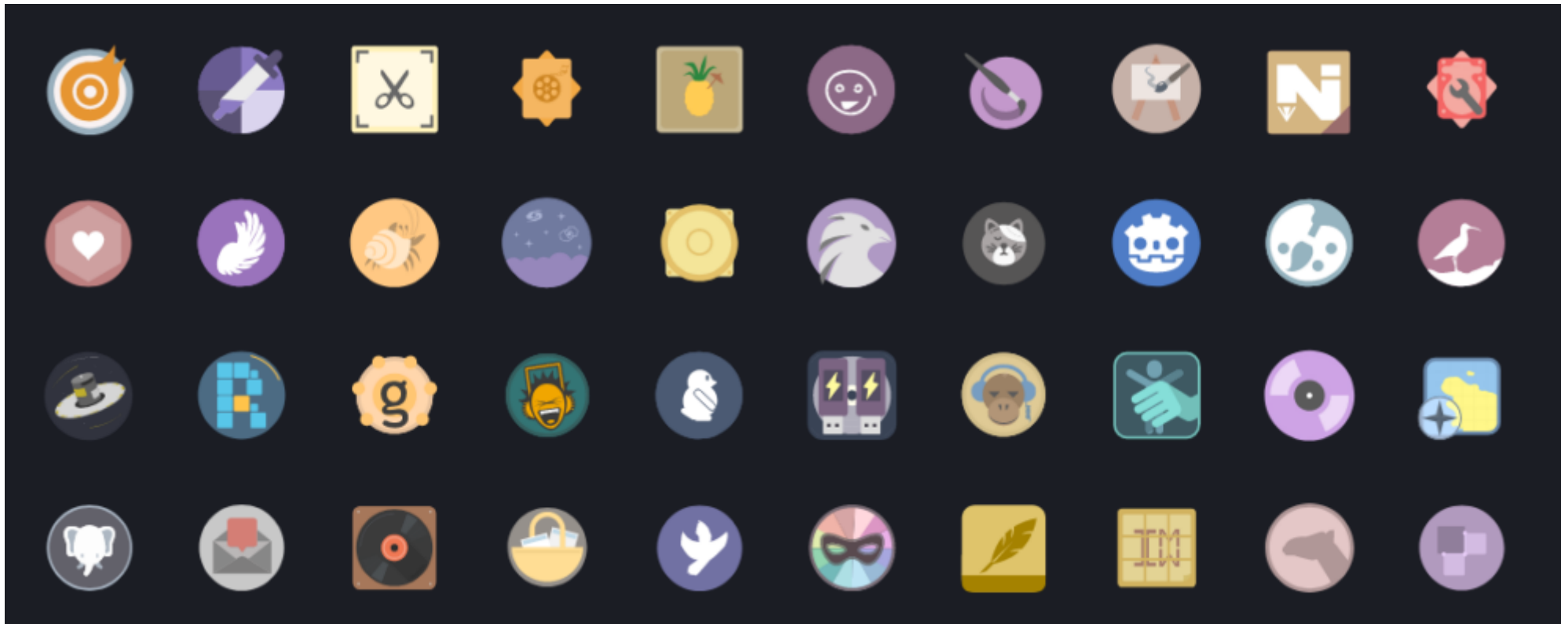
<html> <iframe title="TROMjaro 2022.09.01 - Chaotic-Beta" src="https://videos.trom.tf/videos/embed/87db63fb-b559-4017-8559-0a7846977b9b" allowfullscreen="" sandbox="allow-same-origin allow-scripts allow-popups" width="560" height="315" frameborder="0"></iframe> </html>

## 5. Wallpapers

We ship with a lot of hand-picked Wallpapers that are more or less unique to our distro.

## 6. Icon Pack

We co-create the default TROMjaro icon pack, and therefore we make hundreds of custom icons for TROMjaro.



## 7. Global Menus and HUD

We have enabled Global Menus and HUD.

## 8. More Options for the Settings Manager

We added a lot more options for the Settings Manager, such as the ability to configure touchpad/mouse gestures, RGB lights, system and files backup, webcam, added a system cleaner and a lot more. Therefore a more complete set of Settings.






## 9. Gestures

We added gestures for mouse, touchpad and touchscreen.




## GESTURES

*By default, in TROMjaro we have setup some basic gestures for the mouse, touchpad and touch screens, to make your life easier.*




### MAXIMIZE AND RESTORE A WINDOW

-  hold the right click and drag up
-  use 3 fingers and slide up
-  use 3 fingers and slide up




### MINIMIZE A WINDOW

-  hold the right click and drag down
-  use 3 fingers and slide down
-  use 3 fingers and slide down




### TILE A WINDOW

-  hold the right click and drag left/right
-  use 3 fingers and slide left/right
-  use 3 fingers and slide left/right




### MOVE TO ANOTHER WORKSPACE

-  hold the right click and draw < or >
-  use 4 fingers and slide left/right
-  use 4 fingers and slide left/right

### SHOW THE APPS LAUNCHER

-  hold the right click and draw ^
-  use 4 fingers and slide down
-  use 4 fingers and slide down

### SHOW THE VIRTUAL KEYBOARD

-  hold the right click and draw v
-  use 4 fingers and slide up
-  use 4 fingers and slide up

## 10. Optimized for Touchscreen

We test TROMjaro on touchscreen devices too, and optimize for that. For example we ship with a customized Virtual Keyboard.

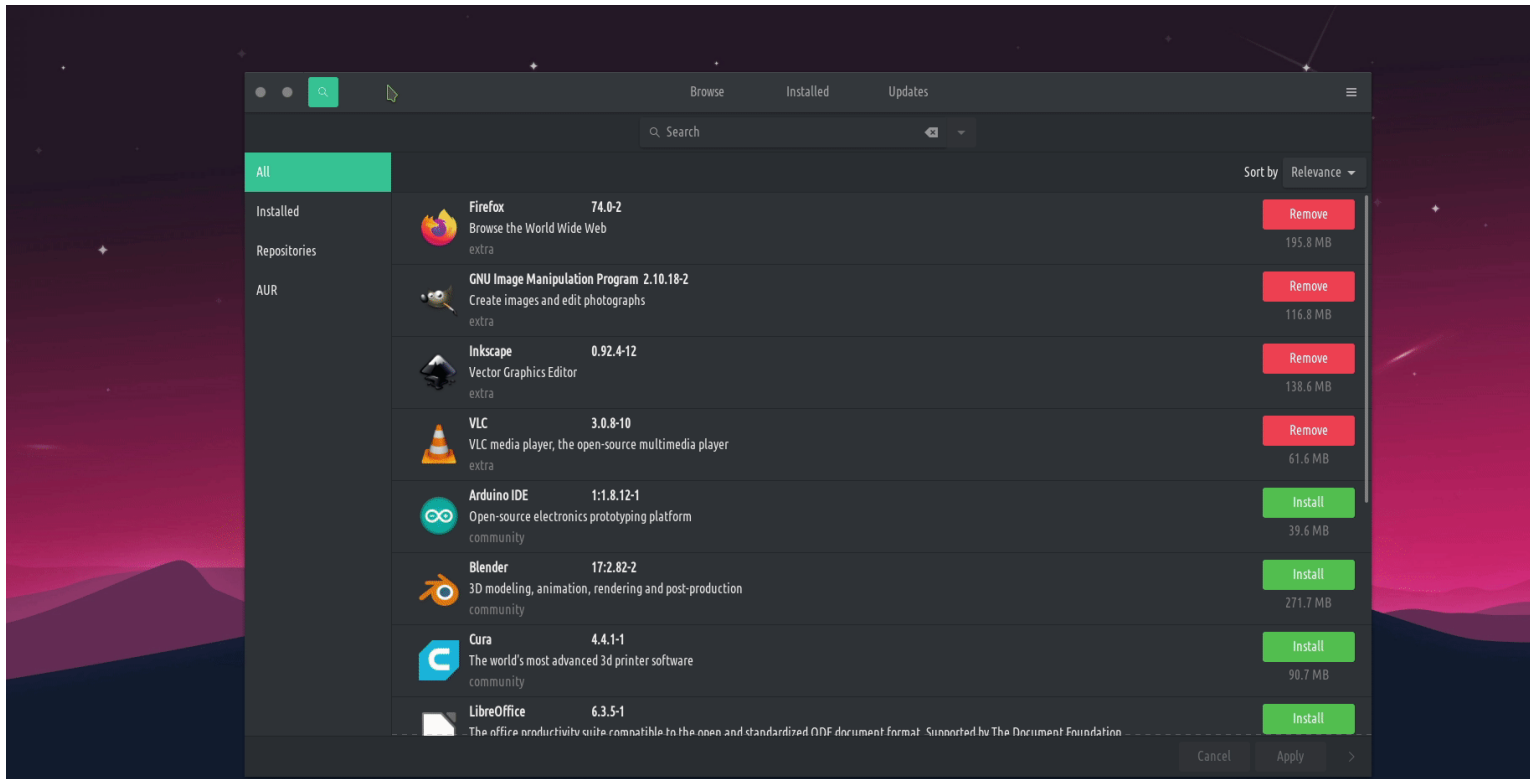
```
<html> <iframe title="06. Trade-Free means you are free" src="https://videos.trom.tf/videos/embed/a53a7ba1-3b5c-4f87-93f7-cdd43060b21f" allowfullscreen="" sandbox="allow-same-origin allow-scripts allow-popups" width="560" height="315" frameborder="0"></iframe> </html>
```


## 11. Additional Repositories

We enabled [Flatpaks](#) and [AUR](#), plus we have our own small repository. Thus, users have full access to pretty much all apps that are available in Linux, from the get-go.

## 12. Support for AppImages

We added  [support for AppImages](#).





## 13. Automated System Backup

TROMjaro creates a system backup automatically every time there are important updates.

## 14. Default Apps for all Common File Types

We made sure that pretty much all common files (video, audio, documents, images) are opened with properly tested apps from the get-go. Meaning, you do not have to worry about your files. Double click them and they simply work. We also added support for .torrents files.

## 15. Tweaked Firefox

We ship with a heavily tweaked Firefox. We have removed most annoyances and trackers from Firefox, plus added a handful of addons and set them up, so that users will be protected from the online trades (ads and trackers are removed, alongside promotional content from YouTube videos). Users can also save webpages or media files from Firefox directly.

## 16. Useful Apps Included

We've added a few unique and useful apps to TROMjaro, like a trade-free VPN, a simple [📁 file sharing](#) app, [📧 messenger](#), and so forth.

## 17. Internet Searches from the Start Menu

We added custom internet searches directly from the system's menu. One can search via maps, images, videos, and so much more.

[TROMjaro custom menu searches](#)

## 18. WebApps

You can add your own webapps from any website. We recommend to use the trade-free webapps from [TROM.tf](#) :)

[TROMjaro webapp-manager](#)

There are 2 webapps configured by default: "Trade-Free APPS" and "VideoNeat".

## 18.1 Trade-Free APPS

Our own web [app library](#) - we test thousands of apps and add only the trade-free ones to our library. TROMjaro users can directly install any of them from the website itself.

```
<html> <iframe title="TROMjaro Trade-Free Apps WebApp" src="https://videos.trom.tf/videos/embed/ad09df11-2b52-4dd6-8e73-11719470880a" allowfullscreen="" sandbox="allow-same-origin allow-scripts allow-popups" width="560" height="315" frameborder="0"></iframe> </html>
```

## 18.2 VideoNeat

Documentaries and Courses, [on-line TV](#) with all of the VideoNeat library of documentaries condensed into a single thing.

```
<html> <iframe title="TROMjaro and VideoNeat WebApps" src="https://videos.trom.tf/videos/embed/51199cdf-f30e-4ab9-afa9-2ff012340fb4" allowfullscreen="" sandbox="allow-same-origin allow-scripts allow-popups" width="560" height="315" frameborder="0"></iframe> </html>
```

## 19. Forum and Website

You can watch [this series of videos about TROMjaro](#) for a more in-depth presentation.

Please see the [homepage](#) for an in-depth presentation of TROMjaro.

## 20. GIT

You can also access our build profile [here](#) (meaning you can build TROM-Jaro yourself).

From:  
<https://wiki.tromjaro.alexio.tf/> - **TROMjaro wiki**

Permanent link:  
[https://wiki.tromjaro.alexio.tf/doku.php?id=how\\_is\\_tromjaro\\_different\\_from\\_manjaro\\_linux&rev=1664648547](https://wiki.tromjaro.alexio.tf/doku.php?id=how_is_tromjaro_different_from_manjaro_linux&rev=1664648547)

Last update: **2022/10/01 18:22**

